



Reception Curriculum Planner: Spring 1: Little Explorers

Key books for this half term:



Winter books: These books are all about winter and the changes we will see outside including the weather.

Key vocabulary: Seasons, change, winter, bare trees, branches, snow flakes, frost, ice, cold, freezing, frozen, evergreen, melt, snowball, slippery, hail.



Learning experiences: Winter

Exploring Forest School in winter and spotting the changes week by week.
Building homes for our soft toys to hibernate in.
Looking for migrating birds through binoculars.
Opportunities for snow play and exploring frost and ice to learn about how water can change by melting and freezing.

How can you learn at home?

Special times: Pancake Day—You could make a list of ingredients with your child then visit the shop together to buy them. You could then make pancakes together by following a simple recipe and instructions.

Fine motor skills:

You can do dough disco to strengthen the hands for writing using the dough we gave you for Christmas.. There are lots of videos online. For example: You can practice writing the kinetic letter families that we send home.


Maths: Take a handful of objects (e.g dry pasta) who has more, fewer? How can we make them equal? How many more do we need? How many shall we put back? Compare weight and capacity— which shopping bag is heaviest? Lightest? Who has a full glass, half full, empty, half empty glass?

Writing: Your child may bring home sound sheets or spelling homework in a yellow book. Please help them to complete these. Encourage the tripod grip to hold the pencil when writing. Practice writing their name at home so they can spell it without copying it. Practice labelling pictures of CVC words—e.g. cat, dog, hat.

Reading: Make time for a bedtime story each day. Encourage your child to look at the pictures and talk about what is happening on each page as you read it. Ask them what, where, who, why questions. Your child will be bringing a reading book home from school with words, phrases or sentences. Encourage them to read and talk about the word. Search for our key books (above) being read aloud on youtube. Listen to them together

Communication and Language: look at the attached word banks together and encourage your child to remember and use our key vocabulary.

Books about Winter



Polar books:



These books are a mixture of fact and fiction. They help us to learn about different places in the world that are freezing cold. We will learn about the Arctic and Antarctica, the animals that live there, their habitats and the lifecycle of a penguin.

Key vocabulary:

Arctic, North Pole, polar bear, Antarctica, South Pole, penguin freezing, ice, cliffs, mountain, iceberg, orca, Inuit, igloo, husky sled, village, cave, ocean, icicle, blizzard., explorer, travel, huddle, toboggan, walrus, orca, reindeer.



Books about cold places




Books about hot places and journeys



Hot places books:

These books show us what it is like in different places around the world. We will learn about different cultures, weather, environments and animals that live in hot places. We will learn about different places that people live such as villages, towns and cities.

Key vocabulary: City, town, village, countryside, Kenya, Africa, China, World, volcano, forest, desert, tropical island, cave, mountains, journey, travel, guava, avocado, mango, pineapple,



tangerine, elephant, ostrich, zebra, giraffe, antelope, parrot, panda, bamboo, whale, ocean, sea, beach, map.



Learning experiences: Cold Places

Learning about Emperor Penguins and their life cycle.
Choosing appropriate clothes when packing a suitcase to explore the Arctic.
Learning about a day in the life of a boy who lives in the coldest village on Earth.
Finding out about explorers from the past.

Learning experiences: Hot Places

Tasting different fruits from hot countries.
Learning about different habitats and the animals that live there.
Finding out what life is like in an African village by watching videos about a day in the life of a child in Kenya.
Making a model mud house.

Learning experiences: Journeys

Exploring maps and finding places we have learned about on the map of the world
Journey around the school grounds using a map.
Making our own map of the school grounds. Using a map to link to our own experiences and to talk about where we would like to go and what we can see.

Reception Curriculum Planner: Spring 1: Little Explorers



Physical Development:


Gross Motor Skills (big body movements)

PE: We will be teaching gym skills in PE this half term. The children will learn, develop and apply shapes and travel on the floor and apparatus through focused skill development, thematic warm-ups and games. Children will develop their core muscle strength in Kinetic Letters lessons through crawling activities, floor push ups and animal poses in order to achieve a good posture when sitting at a table or sitting on the floor.



Fine Motor Skills (small movements of the hands)

We will continue to develop our fine motor skills through the use of tools such as pencils, paintbrushes, scissors, hole punchers, tweezers, pipettes and knives and forks with greater independence. Our focus this term will be on developing our hand-writing. We will learn how to write letters in family groups. You can find out more here: [Kinetic Letters – Making hand-writing easy for everyone](#)



Literacy: We will have story time every day!

Reading: In RWI we will review the Set 1 Speed Sounds. We will use these sounds to read green words which are decodable. Watch this video to support you with blending sounds together to read words. [Parent video: Sound blending - YouTube](#) We will also be reading red words which are tricky and cannot be decoded such as the, she, my, no.

Writing: We will master writing our names correctly. We will write CVC words such as mat, pin, sad and begin to write labels and short phrases using our Fred Fingers for spelling.

Helicopter Stories: We will think of our own stories using our imagination and act them out on the stage.

Poetry Basket: We will learn a poem per week off by heart.



Expressive Arts and Design: We will be crafting every day on the creative table using a range of resources and tools. Our aims are to:

- Share our creations, explaining the process we have used.
- Sing in a group or on our own, increasingly matching the pitch and following the melody.
- Watch and talk about dance and performance art, expressing our feelings and responses.

Artist of the half term: We will be learning about Picasso and how he could draw pictures using just one line. We will focus on his penguin drawing.



Charanga—We will listen and respond to different styles of music, singing and learning to play instruments within a song.

We will share and perform our learning.



PSED:

In Jigsaw our focus is Dreams and Goals: This includes goal-setting, aspirations for ourselves and the world and working together.

Piece 1 - I understand that if I persevere I can tackle challenges.

Piece 2 - I can tell you about a time I didn't give up until I achieved my goal.

Piece 3 - I can set a goal and work towards it.

Piece 4 - I can use kind words to encourage people.

Piece 5 - I understand the link between what I learn now and the jobs I might like to do when I am older



Our Value this half term is

RESILIENCE: When we are resilient we can bounce back from difficulties, try a different way to solve a problem and learn from our mistakes.

We are reading these books to help us to keep trying, never give up and have another go. We are resilient!



Maths:

Number: We will use NCETM Mastering Number

Subitising—Subitise within 5 focusing on dot patterns. Match numerals to quantities within 5

Counting, ordinality and cardinality—Counting – focus on ordinality and the 'staircase' pattern. See that each number is one more than the previous number

Composition —Focus on 5 then 6 and 7 as '5 and a bit'. Compare sets and use language of comparison: more than, fewer than, an equal number to make unequal sets equal

Shape Space and Measures: We will:

- Select, rotate and manipulate shapes to develop our spatial reasoning skills.
- Explore and name 3D shapes (for example, cube, sphere, cone, cuboids) and talk about them using informal and mathematical language: 'edges', 'faces', 'corners'; 'straight', 'flat', 'round'.
- Continue, copy and create repeating patterns.
- Make comparisons between objects relating to weight and capacity using vocabulary e.g. full/empty, half full/half empty heavy/light, heaviest/lightest



Communication and Language:

• Articulate their ideas and thoughts in well-formed sentences.

• Listen to and talk about stories to build familiarity and understanding.

• Describe events in some detail—what did you do at the weekend?

• Ask questions to find out more and to check they understand what has been said to them.

• Develop social phrases • Listen carefully to rhymes songs paying attention to how they sound.

Understanding the World:

This half term we will be finding out lots of information and learning a range of new words. The vocabulary that your child we be hearing is on the word mats included at the back of this planner.

Winter: We will start the new year thinking about wintery weather and the changes we can see outside by exploring Forest School.. We will investigate water and how it can be melted and frozen.




Little Explorers: We will be learning about a variety of contrasting environments around the world with a focus on journeys. We will learn about life in Polar regions and Africa, the weather and animals that live there. We will learn about similarities and differences.



We will learn about famous explorers from the past and how they travelled. We will think about things from long ago and how things have changed.




Special events: We will celebrate special times in the calendar including Valentine's Day and Pancake Day.



[Chinese and Lunar New Year - CBeebies - BBC](#)

As part of our learning about Lunar New Year we will be reading these books and watch these video clips.





cold



snowflake

Winter



ice



icicle



snowman



snowballs



slippery




sleet



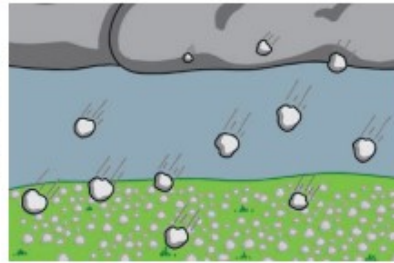
jacket



jumper



snow



hail



frost



frozen



winter



boots



mittens



scarf



gloves

The Arctic



snow



ice



cliff



mountain



North Pole



ice-berg



Northern lights



husky sled



igloo



village



Inuits



The Arctic

polar bear



seal



orca



walrus



husky



arctic hare



arctic fox



narwhal



snowy owl



reindeer



Antarctica



snow



ice



ocean



mountain



cliff



cave



penguins



South Pole



snowflakes



icicles



blizzard



Antarctica



waddle



huddle



toboggan



dive



swim



fish



Emperor penguin


bill

feathers


flipper

claws


feet



egg



chick



Handa's Surprise

twinkl

WALKER
BOOKS



Handa



Akeyo



banana



guava




orange



mango



pineapple



avocado



passion-fruit



tangerine



monkey



ostrich



zebra



elephant



giraffe



antelope



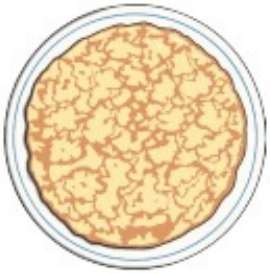
parrot



goat



Pancake Day




pancake



lemon



sugar



eggs



milk



frying pan



butter



syrup



flour



batter



whisk



bowl

Chinese New Year

moon



cleaning



decorations



lanterns



new clothes



dancing



fireworks



money envelopes



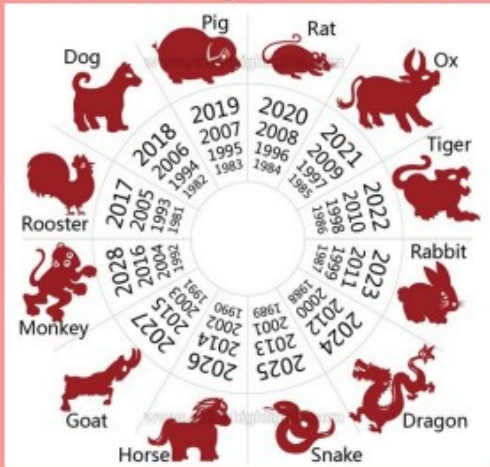
feast



fortune cookie



Animals of the zodiac



Happy New Year



dragon dance



lion parade



China



mountains



desert



river



fields



Great Wall



city

Beijing



panda



tiger



noodles



rice



pagoda



0 零	1 一
2 二	3 三
4 四	5 五

chop sticks



flag



Chinese New Year Animals

rat



rooster



pig



dog



ox



rabbit



tiger



dragon



snake



horse



monkey





goat




Kinetic
Letters
Families

Window Cleaner Family



Jumper Family



Abacadabra Family



Fisher Family



Slider Family



Special Squirter

