


# The Hive : Autumn 2 – Winter

## Key books for this half term:




### **One Snowy Night**

Percy the park keeper has a visit from lots of animals who need a place to stay on a winter night.

#### **Key vocabulary:**

Percy, Park keeper, winter, cold, squirrel, rabbits, fox, badger, ducks, hedgehog, mice, mole.




### **Dear Santa**

This book is about Santa sending lots of presents that are different shapes and sizes.

#### **Key vocabulary:**

Santa, presents, car, small, kite, big, ball, paints, trumpet, mask, cat.




### **Winnie in Winter**

Winnie is a witch who lives in a house in winter that is cold and she wishes for it to be warm again.

#### **Key vocabulary:**

Winnie, winter, Wilbur, cold, snow, snowman, ice, spell, summer, sun, warm, flowers, hot, animals, people, Santa, ice-cream.



### **Elmer in the snow**

Elmer's friends start complaining about the cold, so Elmer decides to show them what cold weather is really like.

#### **Key vocabulary:**

cold, warm, group, upwards, downwards, different, high, low

### **Learning experiences:**

#### **Rules and Routines**

Learning rules and routines and learning to share and take turns.

### **Learning experiences:**

#### **Changes**

We will be exploring the world around them by the changing seasons by going on a winter walk.

### **Learning experiences:**

#### **Materials**

We will be provide children with different materials such as fabric, foil and card and see which material would make the best coat to keep a teddy warm. They will also explore some ice balloons.

### **Learning experiences:**

#### **Christmas**

We will be learning about what happens during Christmas. Children will have the opportunity to talk about their own experiences.

### **Visits, Visitors & Memorable Experiences**

- Christmas craft session with parents 17th December

### **Songs and Rhymes**

- We wish you a Merry Christmas - [We Wish You a Merry Christmas with Lyrics | Christmas Carol & Song](#)
- Jingle bells - [Jingle Bells with Lyrics | Christmas Songs HD | Christmas Songs and Carols](#)

# The Hive : Autumn 2 – Winter

## Physical Development:

### Gross Motor Skills (big body movements)



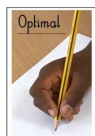
**PE:** Children will complete Danny Go! every afternoon. These are a live-action educational children's show filled with music, movement and fun.

We still complete Cosmic Yoga to help build

strength, balance and confidence - and gets kids into yoga and mindfulness early! The children will work on coordination and foot-work including balancing on one leg. They will listen and interact with the story



### Fine Motor Skills (small movements of the hands)



Before children can write they need to develop their small motor skills so that they can begin to use a range of tools competently such as a pencil, scissors, knife and fork.

Children in The Hive will work on strategies to build physical strength for handwriting through tummy time crawling and play movement. Adults will support children to develop core strength, stability, balance, spatial awareness, coordination and agility.

Children will also learn how to hold a pencil with the tripod grip.



## Songs and Rhymes - To help with our daily routines we will use songs to help us:

- Tidy up song— [Tidy up time! song \(youtube.com\)](https://www.youtube.com/watch?v=...)
- Days of the week song— [Find Let's Go moments in Europe | 60 sec \(youtube.com\)](https://www.youtube.com/watch?v=...)
- I'm A Little Teapot, The Grand Old Duke Of York, Ring O' Roses, Hickory Dickory Dock as part of Charanga music program

## English:

Each day before lunch we will have a story!



**Reading:** In RWI we will support children learn sounds and letters that represent them. Then, they will read books written using only the letters they have learnt. You can find a link to read and say the sounds here: [Parent video: How to say the sounds - YouTube](#). We will also learn how to orally blend sounds together to read words with Fred the frog.



**Poetry Basket:** We will learn poems off by heart and perform them.



## PSED:

We will be taking everyday opportunities to practice skills in:

- hygiene - hand washing, toileting
- Eating and drinking - use of a knife, fork, spoon. Taking our trays into the kitchen
- Dressing - putting coats on/off and then hanging them up,, zipping up/down, putting shoes on/taking them off, placing them in the correct place
- Routines within The Hive - Hanging coats up, completing the register on their own, accessing daily sensory circuits, tidying up
- The importance of why it is good to be kind and use kind hands.



## Maths:



We will use White Rose Education to support our teaching.

As children within the Hive are at different levels in their learning and application, they are all supported on a 1:1 basis. Some children are at the very early stages of counting, whereas other children can count beyond 20. Work will always be set accordingly to match the needs of the child.

We ensure that there are many practical approaches to learning and children gain experience in counting through a range of resources.



We will also talk to them about how they worked out their answer, encouraging them to reason and apply their learning wherever possible. We will also use puzzles and flashcards to help support learning in a fun and engaging way.



## Learning experiences: Christmas

Learning about the story of the first Christmas, finding out about special times and places for our Christian friends, making Christmas cards, learning and performing Christmas carols, decorating our Christmas tree, making baubles and cooking.

## How can you learn at home?

### Encouraging independence:

Teach your child how to get dresses independently, including putting on their own coat and shoes, using a knife and fork to eat.

### What's important celebrations do you have? :

Talk to your child about what you celebrate at home. Look at photos of previous things you have celebrated. It could be birthdays, a festival, a wedding etc. Talk about why these times are special. If you have any photos of your family at a celebration please send them in to the school email or via seesaw where you will find this overview. We will talk about what your child has celebrated at school.

### Singing and rhymes:

Practise singing nursery rhymes at home. You can use : Nursery Rhymes and Songs - BBC Teach

### Maths:

Practise counting to 10 and then 20 by rote. Encourage your child to hear the rhythm as you count. Miss a number and see if they will join in. Practice counting objects to 5 and beyond with 1:1 correspondence by touch counting or moving objects into a line. Roll a dice and see who has more/fewer/ equal amounts.

**Reading:** Make time for a bedtime story each day. Encourage your child to look at the pictures and talk about what is happening on each page as you read it. Ask them what, where, who, why questions.