



Reception Curriculum Planner: Autumn 2: Let's Celebrate



Key books for this half term:




Books about Autumn



Autumn books: These books are all about Autumn and the changes we will see outside. They include information about pumpkins, seeds, leaves and British wildlife.

Key vocabulary: Seasons, autumn, leaves, crunchy, changing, dying, falling, bare, orange, yellow, brown, evergreen, acorns, conkers, twigs, pumpkin, squirrel, badger, fox, hedgehog.





Diwali Books:

These books help us learn about Diwali the festival of light.

Key vocabulary: Diwali, diva, light, fireworks, clean, new clothes, meal, presents, Rama, Sita, sari, rangoli, mehndi, celebrate, festival, temple, mandir, gurdwara, worship, Hindhu, Sikh.

Books about Diwali




Birthday Books:

These books show us why birthdays are special and how people might celebrate them.

Key vocabulary: Celebrate, birthday, born, party, balloons, bunting, decorations, cards, party food, games, pass the parcel, musical statues, presents, gifts, invitation, wrap, cakes.

Books about Birthdays



Books about Christmas

Christmas Books: These books will help us to learn about Christmas and how people might celebrate.

Key vocabulary: Celebrate, Nativity, cards, presents, Christmas tree, pine, decorations, baubles, tinsel, star, stable, Mary, Joseph, Jesus, Bethlehem, inn, donkey, wise men, shepherds, Christmas dinner, Christmas pudding, mince pies, merry, Church, bible, worship, pray, carols.



Bonfire Night Books: This book will teach us about bonfire night and introduce Guy Fawkes as well as teaching us the rules of staying safe around fireworks.

Key vocabulary: bonfire, fireworks, display, dark, bright, dangerous, sky, night, rockets, Catherine wheels, sparklers, Guy Fawkes, parliament, King James I, past, long ago.



Learning experiences: Autumn: Going for an Autumn walk and looking for signs of Autumn, colour mixing orange by combining red and yellow to make leaf handprints, exploring pumpkins, using tools such as hammers and golf tees, screws and screw drivers on the pumpkins, investigating our findings from our half term homework (Autumn collection bags), thinking about animals that live in the woods.

Learning experiences: Bonfire Night: Creating firework pictures with chalk and neon paints, watching a firework display and talking about what we see and hear, learning about a person from long ago—Guy Fawkes.


Learning experiences: Birthdays
Preparing and having our very own birthday party for Sam our class puppet, wrapping presents, learning party games, making cards, singing happy birthday, decorating cakes, making decorations, playing with balloons.

Learning experiences: Diwali
Learning about the story of Rama and Sita, finding out about special times and places for our Hindu and Sikh friends, making diva lamps out of clay, making rangoli patterns, decorating hands with mehndi patterns.

Learning experiences: Christmas
Learning about the story of the first Christmas, finding out about special times and places for our Christian friends, making Christmas cards, learning and performing Christmas carols, decorating our Christmas tree, making baubles and cooking chocolate reindeer.

Songs and Rhymes

- Happy birthday
- We wish you a Merry Christmas
- Jingle Bells
- It's Diwali
- Remember, Remember the 5th of November
- Leaves are falling



Visits, Visitors & Memorable Experiences

- Autumn walk around the school grounds
- Sam's Birthday Party
- Diwali Celebration
- Visit from Santa and Christmas party
- Christmas Celebration afternoon with parents
- Watching the KS1 Christmas performance
- End of term Disco

Reception Curriculum Planner: Autumn 2: Let's Celebrate



Physical Development:

Gross Motor Skills (big body movements)

PE: We will be working on dance skills this term using real dance. In this unit, the focus will be on developing every child's ability to play with others and share. Children will learn and develop shapes and circles and create sequences of movement with these through partnering and artistry.



Fine Motor Skills (small movements of the hands)

We will continue to develop of fine motor skills through the use of tools such as pencils, paintbrushes, tweezers, screwdrivers, spray bottles, knives and forks and scissors. We will focus on developing hand strength, dexterity and manipulation of objects using our fingers. We will learn to hold a pencil with the tripod grip, copy shapes and write letters.



PSED: Through our Jigsaw topic "Celebrating Differences" we will learning to:

- identify something I am good at and understand everyone is good at different things
- understand that being different makes us all special
- know we are all different but the same in some ways
- tell you why I think my home is special to me
- be a kind friend
- know which words to use to stand up for myself when someone says or does something unkind



We will be continuing to learn and apply our EYFS rules

We care	We share	We are safe	We listen
---------	----------	-------------	-----------

We will be introduced to our whole school value of **Respect** and continue to learn about the value of last half term **Kindness** by filling our kindness jar. We will develop our understanding of feelings by reading the Colour Monster.



Understanding the World:

Through our Let's Celebrate topic we will be thinking about a variety of different festivals and celebrations that are special to us or other members of our class and community.

Children will be learning to:

- Understand that some places are special to members of their community.
- Recognise that people have different beliefs and celebrate special times in different ways.

We will learn about Diwali, Bonfire night, birthdays and Christmas.

Diwali

Rangoli pattern Rangoli is a type of art that started in India. A rangoli design is made up of beautiful coloured patterns.

Mehndi pattern Henna is used to create patterns on hands which are called mehndi patterns.

Diva lamp People light hundreds of lamps, called divas. They can be found in houses, shops and in the streets. Divas are usually made out of clay.

Literacy: We will have story time every day!

Reading: In RWI we will review the Set 1 Speed Sounds so that we can read them at speed. We will use our oral blending skills to begin to read green words which are decodable. Watch this video to support you with blending sounds together to read words. [Parent video: Sound blending - YouTube](#)



[Sound blending - YouTube](#)

Writing: We will learn to write each letter using Kinetic Letter families. We will start with the jumper family. Find out more here: [Kinetic Letters - Jumper family with Mrs Smith - YouTube](#) We will also begin to spell decodable 2 and 3 letter words to label.




Helicopter Stories: We will retell stories and act them out in Helicopter Stories. **Poetry Basket:** We will learn by heart and perform them.



Expressive Arts and Design: We will be:

• Exploring, using and refining a variety of artistic effects to express their ideas and feelings. We will use chalks, paints, clay, collage and drawing to create our own masterpieces.



- Building up a repertoire of favourite nursery rhymes and songs that they sing by heart.
- Making use of props and materials when role playing characters.
- Listening and moving to music, expressing their feelings and responses

Artist of the half term: We will learn about Mondrian and how he liked to paint with straight lines



Charanga—we will learn to sing nursery rhymes and action songs and listen and respond to different styles of music and share and perform songs.

Maths:

Number: We will use NCETM



Mastering Number to support our teaching of the following skills:

- Counting skills—Focus on the 'five-ness of 5' using one hand and the die pattern for 5
- Comparing sets - by matching - Use the language of comparison: more than, fewer than, an equal number
- Exploring the concept of 'whole' and 'part'
- Focus on the composition of 3, 4 and 5
- Practise object counting skills - Match numerals to quantities within 10 and verbal counting beyond 20

Shape Space and Measures: We will be:

- Comparing objects relating to size and length using words like long/short, longest/shortest, tall/short, tallest/shortest to describe them.
- Exploring and naming 2D shapes - circles, rectangles, triangles and squares and talk about them using informal and mathematical language: 'sides', 'corners', 'straight', 'flat', 'round'.
- Notice and correct an error in a repeating pattern.
- Begin to describe a sequence of events, real or fictional, using words such as 'first', 'then...'



Birthday Word Mat

balloons, cake, cards, presents, celebrate, games, food, gifts, drinks, gift tags, invitations

Christmas

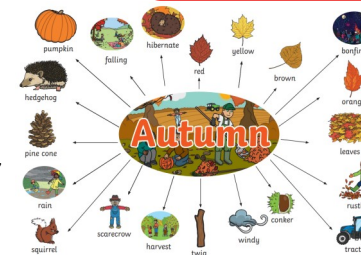
holly, crackers, baubles, advent, mistletoe, gifts, presents, snowman, nativity, Santa, mince pie, bells, turkey, sleigh, fireplace, Christmas tree, Christmas pudding, reindeer, mince, mince pie, gift tag

This half term we will continue to learn about **Autumn** by exploring the natural environment outside,

making collections of natural objects and investigating them.

Children will:

- Describe what they see, hear and feel whilst outside.
- Understand the effect of changing seasons on the natural world around them.



Communication and Language:

- Through story time and topics we will introduce children to new vocabulary that we will encourage them to use throughout the day.
- We will teach children to listen carefully during group teaching times using the picture prompts.
- Children will be encouraged to engage in story times and to join in.
- By building positive relationships, children will be encouraged to talk to teachers and friends in play.
- We will introduce talking partners using the picture prompts to learn rules to communicate well.
- Children will be encouraged to talk about their ideas and give their opinions during circle times and using the share chair to talk in front of the class.

ears listening	eyes looking	Set facing your talking partner.	Listen carefully to what your partner is saying.
cross legs	lips closed	Make eye contact to show you are listening.	Take turns in speaking and listening.

How can you learn at home?

Celebrations:

Talk to your child about what you celebrate at home. Look at photos of previous things you have celebrated. It could be birthdays, a festival, a wedding etc. Talk about why these times are special. If you have any photos of your family at a celebration please send them in to the school email or via seesaw where you will find this overview. We will talk about what your child has celebrated at school.

Fine motor skills:

Make home made play dough together and use it to play dough disco. There are lots of videos online. Here is one that we like at school. ['I like to' playdough action song - YouTube](#)

Maths:

Practise counting to 10 and then 20 by rote. Encourage your child to hear the rhythm as you count. Miss a number and see if they will join in. Practice counting objects to 5 and beyond with 1:1 correspondence by touch counting or moving objects into a line. Roll a dice and see who has more/fewer/ equal amounts.

Reading: Make time for a bedtime story each day. Encourage your child to look at the pictures and talk about what is happening on each page as you read it. Ask them what, where, who, why questions.

Your child will be bringing a reading book home from school. This may include words or pictures. If it is a picture book please encourage them to talk about the pictures and discuss what is happening with them. If it is a book with words please press the sound button under each letter and support them to say the sounds then blend them together to read the words. Search for our key book being read aloud on youtube. Listen to them together and encourage them to use our key vocabulary on the reverse of this sheet.

Writing: Your child may bring home sound sheets or spelling homework in a yellow book. Please help them to complete these. Encourage the tripod grip to hold the pencil when writing.