



Reception Curriculum Planner: Autumn 1: Merridale and Me

Key books for this half term:



Pete the Cat - Rocking in my school Shoes

This book is all about Pete and his fun day at school.
Key vocabulary: school, community, classroom, corridor, dinner hall, library, playground.




We are all different

This book is all about finding out about our friends and noticing similarities and differences.
Key vocabulary: straight hair, wavy hair, curly hair, afro hair, light skin, dark skin, birthmark, freckles, language, friends, I like...



The Colour Monster

This book is all about the Colour Monster who learns about his feelings. .
Key vocabulary: feelings, colours, happy, laugh, sad, cry, upset, calm, quiet fear, scared, confused, love, frightened, angry, shout, caring, confused, mixed up.



Who Do I see in the Mirror?

This book is all about a little girl who notices all of the amazing things about herself and also what makes her special.
Key vocabulary: special, hair, locks, curly, nose, lips, mouth, soft, skin, round, tummy, eyes, legs, strong, face, beautiful, different, unique, heart, mind.




Our Class is a Family

This book is all about
Key vocabulary: House, mum, dad, step-mum, step-dad, twin, related, classroom, home, respect, kindness, in common, haven, friends, together, team.



A Handful of Buttons

This book is all about families and how they may be different but that they all have something in common—love.
Key vocabulary: Different, unique, special, mum, dad, grandparents, uncles, cousins, brothers, sisters, boy, girl




Houses and Homes

This book is all about the different houses and homes around the world.
Key vocabulary: World, houses, big, little, bright, move, stay, row, alone, filled, build, wood, stone, straw, mud, weave, nail, tie, rope, stilts, cool, warm, love, home, flat, .



In Every House on Every Street

This book is all about
Key vocabulary: Walls, door, bricks, floor, crooked, room, share, feeling, chat, clean, worries, sleep, comfort, play, tears, love, chimneys, windows, ceilings.



The Three Little Pigs

This book is all about 3 Pigs who make their own homes with different materials
Key vocabulary: first, second, third, straw, wood, bricks, strong, weak, house, window, door, roof, chimney, wolf.

Learning experiences: Starting school

Getting to know our classroom and our school grounds, learning how to find our way to different places in school such as the hall, the toilets and the playground, learning rules and routines, using the visual timetable and calendar, learning our Merridale class song, getting to know our friends and learning to share and take turns, learning about the roles of important people in our school.

Learning experiences: All about me

Talking about ourselves, making choices, talking about what we like and don't like, talking about how we have changed, "When I was a baby...", naming parts of our body, drawing a self portrait, recognising our name when we put our belongings away and beginning to write our name, use our mini-mes in play, recognise ourselves on the birthday board.

Learning experiences: Families

We will be talking about our families and who is special to us, sharing our family photos and drawing pictures of our families. Using the Family book when we want to think about home. We will find out that other families may look different to ours but that we all have love in common. We will read lots of stories about different families.

Learning experiences: Homes

Learning about our local community, where we live, the houses we live in, comparing our houses to those around the world. Playing with our mini homes and using them to make mini towns and cities. Listening to and retelling the story of The Three Little Pigs and investigating building materials to build a house.

Visits, Visitors & Memorable Experiences

- Visiting Forest School for the first time.
- Visiting the school Library for the first time.
- Visit from the dentist.

Songs and Rhymes

- Tidy up song—[\(348\) Tidy Up Song, Dave Moran - Kids Songs. - YouTube](#)
- Days of the week song
- Hand washing song— wash, wash, wash your hands, make them nice and clean, wash the front, then the back and the in between.
- 1, 2,3,4, are you sitting on the floor? 5,6,7,8 is your back nice and straight? 9,10, ready then.

Reception Curriculum Planner: Autumn 1: Merridale and Me



Physical Development:

Gross Motor Skills (big body movements)

PE: We will be introducing the children to PE lessons in the hall using Real PE. The children will work on coordination and footwork including balancing on one leg. They will play listening and attention games in PE that will involve the children negotiating the space around them and carefully changing direction. We will develop the skills of rolling, crawling, walking, jumping, running, hopping, skipping and climbing. Children will use their core muscle strength to achieve a good posture when sitting at a table or sitting on the floor.



Fine Motor Skills (small movements of the hands)

Before children can write they need to develop their small motor skills so that they can begin use a range of tools competently such as a pencil, scissors knife and fork. Children will also learn how to hold a pencil with the tripod grip.



PSED: Through our Jigsaw topic "Being me in my World" we will be learning about:



- how it feels to belong and that we are similar and different.
- recognising and managing my feelings.
- working with others to make school a good place to be.
- why it is good to be kind and use gentle hands.
- understanding children's rights to learn and play.
- what being responsible means.

We will be learning our EYFS rules which are:



We will also be introduced to our whole school value of **Kindness**.



Literacy: We will have story time every day!

Reading: In RWI we will learn to read all of the Set 1 Speed Sounds. You can find a link to how to read and say the sounds here: [Parent video: How to say the sounds - YouTube](#). We will also learn how to orally blend sounds together to read words with Fred the frog.



Writing: We will learn to write each sound using a handwriting phrase e.g. a—around the apple and down the leaf.



Helicopter Stories: We will retell stories and act them out in Helicopter Stories.



Poetry Basket: We will learn poems off by heart and perform them.



Expressive Arts and Design: We will be:

- Using the creative table to explore different materials and resources such as paint, glue, cutting. Junk modelling to make pictures, collages and their own models.
- Sing a variety of nursery rhymes and songs that they know by heart.
- Using the role play area and small word resources to pretend and use their imagination.



Artist of the half term: We will learn about Kandinsky and how he liked to paint circles



Charanga—we will learn to sing nursery rhymes and action rhymes and listen and respond to different styles of music and share and perform songs.

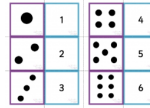
Maths:

Number: We will use NCETM



Mastering Number to support our teaching of the following skills:

- Subitising within 3 (subitising is fast recognition just by looking, without having to count)
- Focus on counting skills (touch counting to 5 and beyond)
- Explore how all numbers are made of 1s
- Focus on composition of 3 and 4
- Use the language of comparison: **more than** and **fewer than**.



Shape Space and Measures: We will be:

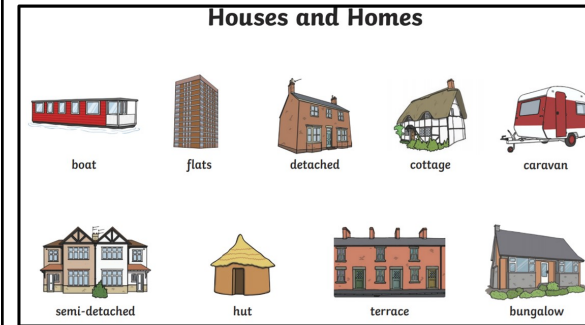

- Comparing objects relating to size and length using words like long/short, longest/shortest, tall/short, tallest/shortest to describe them.
- Exploring and naming 2D shapes - circles, rectangles, triangles and squares.
- Making repeating patterns with objects such as stick, leaf, stick, leaf.



Understanding the World:

Through our Merridale and Me topic we will be thinking about ourselves, our friends, our family, our school and the wider community where we live. Children will be learning to:

- Talk about members of their immediate family.
- Understand that some places are special to members of their community.



This half term we will also be learning about **Autumn** by exploring the natural environment outside. Children will:

- Describe what they see, hear and feel whilst outside.
- Understand the effect of changing seasons on the natural world around them.



How can you learn at home?

Encouraging independence:

Teach your child how to get dresses independently, including putting on their own coat and shoes, using a knife and fork to eat.

Our Family:

Can you name the members of your family? Can you talk about the things you like to do as a family? Create a picture of your family or make a family tree.

Talk about special events that you've shared together as a family. Share your photos of your family and homes with school.

Talk to your child about their favourite book from home and send a photo of them reading it with someone at home for our reading corner.

Talk to your child about what they like to help with at home and send in a photo of them doing it—e.g. washing up, hoovering, cooking, laying the table. We will display these in our home corner.

Singing and rhymes:

Practise singing nursery rhymes at home. You can use: Nursery Rhymes and Songs - BBC Teach

Maths:

Practise subitising. Watch the subitising song. [Subitize Up To 5 \(soo-bi-tize\) | Math Song for Kids | Jack Hartmann - YouTube](#)

Practice counting every day objects e.g. plates at table, apples in fruit bowl by touching each one.

Reading: Make time for a bedtime story each day. Encourage your child to look at the pictures and talk about what is happening on each page as you read it. Ask them what, where, who, why questions.

Communication and Language:

- Through story time and topics we will introduce children to new vocabulary that we will encourage them to use throughout the day.
- We will teach children to listen carefully during group teaching times using the picture prompts.
- Children will be encouraged to engage in story times and to join in.
- By building positive relationships, children will be encouraged to talk to teachers and friends in play.
- We will introduce talking partners using the picture prompts to learn rules to communicate well.
- Children will be encouraged to talk about their ideas and give their opinions during circle times and using the share chair to talk in front of the class.

